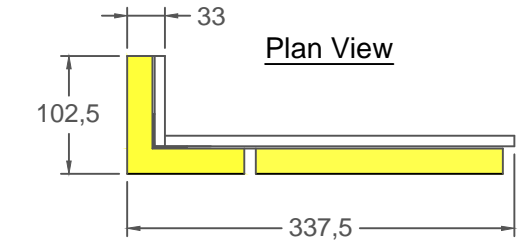
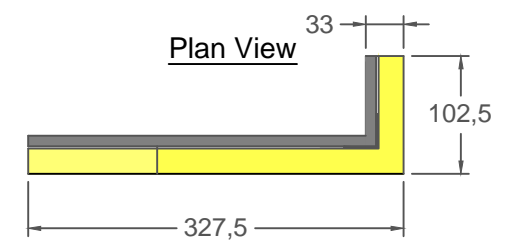


DISCLAIMER. FAB-CLADDING LIMITED ACCEPT NO LIABILITY WITH RESPECT TO DRAWING ACCURACY OR QUANTITIES SHOWN. ALL DRAWINGS SHOULD BE APPROVED BY THE PROJECT PROFESSIONALS BEFORE PLACING ANY ORDER. CONTENTS OF THIS DRAWING REMAINS THE PROPERTY OF FAB-CLADDING LIMITED AND NO REPRODUCTION WITHOUT WRITTEN PERMISSION IS ALLOWED.

NOTES
1. DO NOT SCALE FROM THIS DRAWING

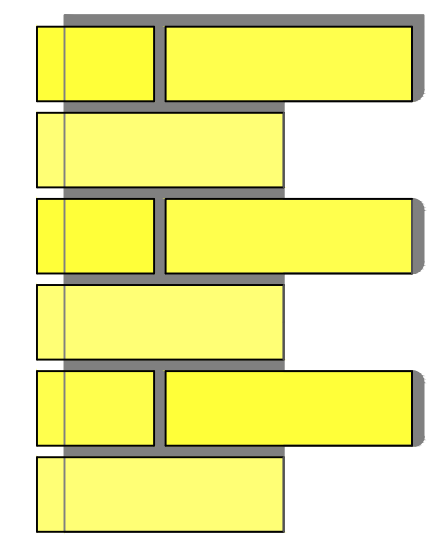
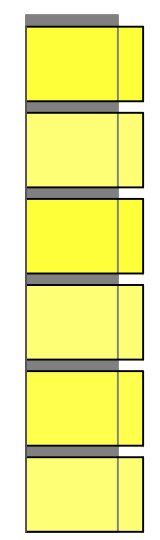
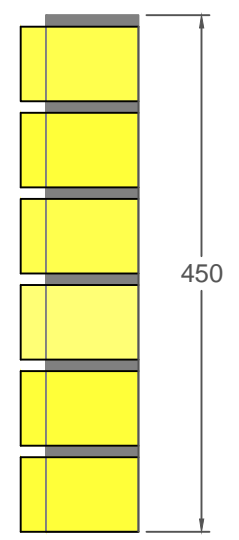
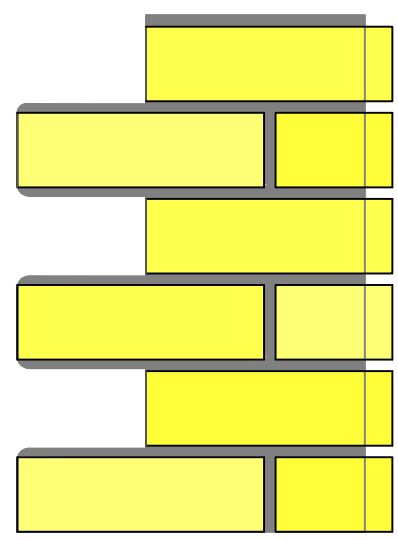
Left and Right hand reveal units 102.327/337.450



Front Elevation

Reveal Elevations

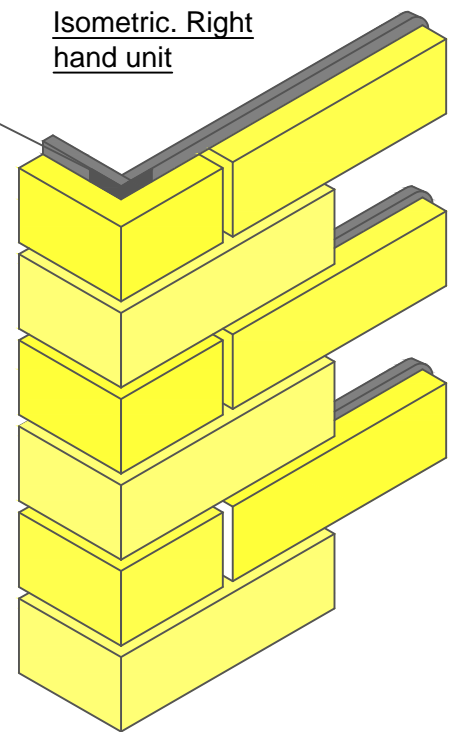
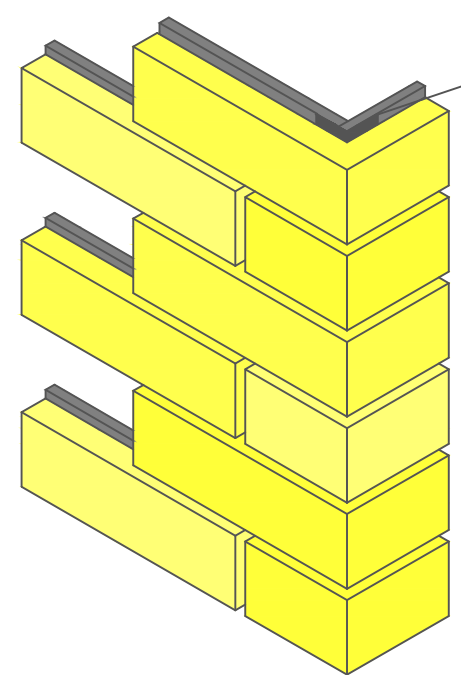
Front Elevation



Isometric. Left hand unit

30 x 30 x 1mm steel angle embedded within epoxy

Isometric. Right hand unit



NOTE

| REV | REV DATE | PURPOSE OF REVISION |
|-----|----------|---------------------|
| | 28-03-16 | |



www.fab-cladding.co.uk

Client **Pro-Clad 2**

Project **Standard Library**

Drawing Title **Pro-clad 2 panels.
PC2-PC2-REV-2154.327.450**

Status **FOR APPROVAL**

Scale **As Noted at A1** DO NOT SCALE

Date **28-03-16**

Dwg NO **PC2-FP1** Rev

This drawing is not to be used in whole or part other than for the intended purpose and project as defined on this drawing.